




CROYDON CAMERA CLUB		STANDARD CLASS							
DIGITAL COMPETITION 2015 - 2016		14-Oct	09-Dec	27-Jan	17-Feb	06-Apr			
		RND	RND	RND	RND	RND	L		
NAME		1	2	3	4	5	TOTAL	S	TOTAL
KEITH ASH		11	12	12	12	12	110.5	20	90.5
		10	11	11	11.5	8			
DAVID BEARD		9	10.5	12	10	11	100.5	18	82.5
		9	10	11.5	8.5	9			
GRAHAM CLUER		12	9.5	10	9.5	12	98	18.5	79.5
		8	9.5	8.5	9	10			
TINA NUTHALL		11	12	0	0	0	43	0	43
		10	10	0	0	0			
DAVID NEWMAN		0	0	11	11	0	41	0	41
		0	0	8.5	10.5	0			
JEFF WINCHURCH		0	9	9	0	0	35	0	35
		0	8.5	8.5	0	0			
JACKSON MABWAI		0	0	8.5	0	10	34.5	0	34.5
		0	0	8	0	8			

BEST TWO OUT OF THREE SCORES EACH ROUND. FOUR OUT OF FIVE ROUNDS MAKE UP THE FINAL TOTAL
HIGHLIGHTED POINTS ARE THE LOWEST SCORED AND WILL NOT COUNT TOWARDS THE FINAL TOTAL

		INTERMEDIATE CLASS							
DIGITAL COMPETITION 2015 - 2016		14-Oct	09-Dec	27-Jan	17-Feb	06-Apr			
		RND	RND	RND	RND	RND	L		
NAME		1	2	3	4	5	TOTAL	S	TOTAL
ROS CONTI		12	12	9	9	12	100	18	82
		9	9	9	9	10			
GRAHAM LAND		10	9.5	12	9.5	11	100.5	19	81.5
		9	9.5	9.5	9.5	11			
PETER BOUGHTON		11	9.5	11	11	10	97.5	18	79.5
		8	9.5	10	9.5	8			
IGGY TAVARES		9	8.5	9.5	12	12	95.5	17	78.5
		8	8.5	9.5	9.5	9			
DON QUARTEY		9	11	10	9	9	90.5	17	73.5
		9	8.5	9	8	8			

PAUL WENHAM

9	0	0	0	0	18	0	18
9	0	0	0	0			

BEST TWO OUT OF THREE SCORES EACH ROUND. FOUR OUT OF FIVE ROUNDS MAKE UP THE FINAL TOTAL
HIGHLIGHTED POINTS ARE THE LOWEST SCORED AND WILL NOT COUNT TOWARDS THE FINAL TOTAL

ADVANCED CLASS

**DIGITAL COMPETITION
2015 - 2016**

14-Oct	09-Dec	27-Jan	17-Feb	06-Apr
RND	RND	RND	RND	RND

NAME

1	2	3	4	5	TOTAL	L S S	TOTAL
---	---	---	---	---	-------	-------------	-------

MIKE FARLEY

11	12	11.5	11	12	110.5	19	91.5
8	11.5	10.5	11	12			

NINA LUDWIG

12	9.5	12	12	10	103.5	18.5	85
8	9	10	12	9			

ROSE ATKINSON

10	10	12	12	11	103.5	19	84.5
9	9	11.5	9	10			

PAUL HEESTER

9	12	10.5	10.5	12	101	17	84
8	10	9	9	11			

TOM SHERRIN

11	10	11	11.5	10	103.5	19.5	84
10	9.5	10	10.5	10			

CHRIS DAVIS

10	11	9	10.5	10	96	17.5	78.5
8	10	8.5	9	10			

FRANK EDWARDS

9	9	10	10.5	10	93	16	77
7	8	9.5	10	10			

BILL YATES

9	11	12	9	11	92.5	17	75.5
8	8	8	8.5	8			

MICHAEL HOPE

8	8.5	9.5	9.5	0	69	0	69
7	8	9	9.5	0			

WALLY CONQUY

0	9	10	0	0	37	0	37
0	8.5	9.5	0	0			

EMMANUEL MUSCAT

0	0	10.5	0	0	20.5	0	20.5
0	0	10	0	0			

BEST TWO OUT OF THREE SCORES EACH ROUND. FOUR OUT OF FIVE ROUNDS MAKE UP THE FINAL TOTAL
HIGHLIGHTED POINTS ARE THE LOWEST SCORED AND WILL NOT COUNT TOWARDS THE FINAL TOTAL